

Noninvasive, Spot-check Next Generation SpHb® Technology

Quick, noninvasive Total Haemoglobin (SpHb) spot-check measurements with the handheld Rad-67™ Pulse CO-Oximeter® and rainbow® DCI®-mini Sensor



How Does SpHb Measure Up?

- > No calibration required by the end user
- > SpHb spot-check measurements obtained in just a few simple steps
- > SpHb spot-check results display in as few as 30 seconds
- > Multiple physiologic parameters, including SpO₂, available simultaneously
- > Noninvasive technology does not introduce risk of exposure to bloodborne pathogens
- > Noninvasive haemoglobin screening may be efficient, cost-effective, and preferred by patients and clinicians


The following table represents the accuracy of SpHb measurements obtained using Rad-67 with Next Generation SpHb Technology and tHb measurements using an invasive point-of-care device, each compared to a laboratory reference device.

Invasive Point-of-care Device vs Laboratory Haematology Analyser	330	330	1.1	-0.1	1.1
SpHb vs Laboratory Haematology Analyser	290	544	1.0	0.4	1.1


Masimo study. Data collected at six different centers on healthy and sick subjects.




Spot-checking Simplified



Measure SpHb, SpO₂, pulse rate (PR), and perfusion index (Pi) using the universal, reusable rainbow® DCI-mini sensor on patients ≥ 3 kg

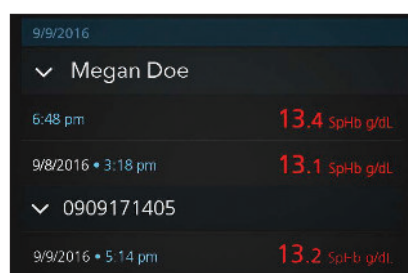


Label spot-check measurements with unique patient identifiers for simplified data management



SpHb spot-check results display in as few as 30 seconds

Flexible Options for Reviewing Patient Data



Review historical spot-check results directly on the device, sorted by unique patient identifier and date of measurement



Download patient data directly from the device using a wired or wireless connection



Print measurement results at the point of care using a compatible Bluetooth printer

rainbow® DCI-mini Performance Specifications

ACCURACY (A _{RMS}) ¹	
Oxygen Saturation (%SpO ₂) Accuracy Range	70–100%
No Motion Adults/Paediatrics/Infants	.2%
Motion Adults/Paediatrics/Infants	.3%
Low Perfusion Adults/Paediatrics/Infants	.2%
Pulse Rate (PR) Accuracy Range	.25–240 bpm
No Motion Adults/Paediatrics/Infants	.3 bpm
Motion Adults/Paediatrics/Infants	.5 bpm
Low Perfusion Adults/Paediatrics/Infants	.3 bpm
Total Haemoglobin (SpHb) Accuracy Range	.8–17 g/dL
No Motion Adults/Paediatrics/Infants	.1 g/dL

¹ A_{RMS} accuracy is a statistical calculation of the difference between device measurements and reference measurements. Approximately two-thirds of the device measurements fell within ± A_{RMS} of the reference measurements in a controlled study.

SpHb monitoring with Rad-67 is not intended to replace laboratory blood testing. Blood samples should be analysed by laboratory instruments prior to clinical decision making.

Next Generation SpHb, Rad-67, and rainbow® DCI-mini have obtained CE Marking. Not available in the U.S. Rad-67 is not licensed for sale in Canada.

For professional use. See instructions for use for full prescribing information, including indications, contraindications, warnings, and precautions.

Masimo U.S.
Tel: 1 877 4 Masimo
info-america@masimo.com

Masimo International
Tel: +41 32 720 1111
info-international@masimo.com

